








ANTI-K CRACKLE

ANTIQUE CRACKLED EFFECT

Description	ANTI-K CRACKLE is a coating for creating natural looking antique or old style random cracked effects.
Properties	<ul style="list-style-type: none"> • Quick drying. • Odourless. • Waterbased.
Basic uses	<ul style="list-style-type: none"> • Furniture – Chairs, Tables.... • Picture frames, Dados.... • Lampstands, Bowls.... • Use on all surface types.
Technical data	<p>Appearance: Translucent Liquid.</p> <p>Vehicle Type: Specific Resins.</p> <p>Solvent Type: Water.</p> <p>Specific Gravity at 20C (68F): 1.02 ± 0.03.</p> <p>Solid Content: 15 ± 3%.</p> <p>Drying Time: 6 hours.</p> <p>Container Size: 500ml.</p> <p>Shelf Life: 1 year in its original unopened packaging.</p> <p>VOC: EU value for this product (cat A /I): 200 g/l (2010). This product contains a maximum: 10g/l.</p>
Good application practice	<p>Cover and protect everything you do not wish to coat.</p> <p>Apply between 5°C and 25°C.</p> <p>Do not apply to hot surfaces.</p>
Application tools	<p>Brush.</p> <p>Roller.</p>
Surface preparation	<p>Surfaces must be in good sound condition, clean, dry and free of all grease, oil and other surface contamination.</p> <p>Meticulously clean surface using a suitable cleaning agent depending on the substrate and contamination e.g. Acetone, Hot Soapy Water (rinse thoroughly) etc.</p> <p>Allow to dry.</p> <p>Non-Porous and Difficult Surfaces (Plastic, Glass, Stainless Steel, Non-Ferrous Metals....)</p> <p>Primer surface with ABSOLUTE PRIMER*.</p>
Application	<p>Use as is. Do not thin.</p> <p>Shake or stir well before use.</p> <p>The colour of the cracks will be that of the surface or for a different coloured surface apply a coat of waterbased/acrylic paint in the chosen colour and allow to dry.</p> <p>Apply a very generous coat of ANTI-K CRACKLE.</p> <p>Allow to dry (The dry product may remain sticky).</p> <p>Apply a coat of waterbased/acrylic paint in the chosen colour. ENSURE THE PAINT IS APPLIED AND LEFT. DO NOT RE-APPLY OR SMOOTH OUT. Allow the paint to dry as per the manufacturer's instructions. The background colour shows between the cracks within a few minutes as the paint is drying.</p> <div>      </div>

Additional application advice	<p>1 – For added and long term protection of the cracked effect apply a coat of NATURAL VARNISH*</p> <p>2 – Irregular and/or dappled application of the ANTIQUE CRACKLE and/or the finish allows a very natural cracked effect to be obtained.</p> <p>3 – When the final effect is dry but not protected by NATURAL VARNISH*, it is possible to create an aged effect as shown in the photo above. To achieve this pour very hot water on to the areas you wish to create this effect on, to remove the finish.</p>
Coverage	<p>5-6m² per litre.</p> <p>Coverage will depend on application method, type, texture, age and porosity of the surface.</p>
Clean-up	Soap and water.
Storage	<p>Keep from freezing and high temperatures.</p> <p>Store in original container and close lid tightly after use.</p>
General information	<p>Every care is taken to ensure that the information provided in this technical data sheet is accurate.</p> <p>Owatrol International is unable to guarantee results as we have no control over the conditions under which our products are applied. For further advice and information please contact our technical department by email at info@owatrol.com or the local Owatrol Agent for your country.</p> <p>The information above is correct at the date of issue.</p> <p>All other OWATROL products named in this document should be used as per label instructions and the Technical Data Sheet.</p>
Safety	<p>Refer to the safety data sheet (MSDS) available at www.owatrol.com and text on the packaging.</p> <p>Keep out of the reach of children.</p>
Issue date	November 2017

* Same manufacture